


only
nature
can
copy us



MATHIOSstone®

only nature can copy us

mathios.com

Mathios Stone emerged through our **passion for artistic taste**. Beauty, symmetry, heterogeneity, dynamism and serenity intermingle and feature the diversity of nature's artistry. This marvelous blend inspired the conception of Mathios Stone .

Our aspiration is to **beautify every** space and attribute a **unique personal character** in various constructions, from a high-end apartment, a country house or a coastal home to a trendy café, a fancy restaurant and an exclusive hotel.

Mathios Stone is one of the **most complete collections** of **stone** and **brick** veneers in the world, offering resourceful design possibilities and matching **all kind of architectural design**. Get the most out of the flexibility to combine different styles, even in the same space.

Due to its being lightweight, there is no limit to installation. Mathios Stone can be laid on diverse surfaces such as, bricks, walls, thermal insulation, gypsum boards and even glass.

Our architectural stone veneers have not been created to satisfy only the need for style and design. They meet all **performance tests** and have shown **excellent outdoor and indoor durability**, making them suitable for **all weather & climate conditions**. Well-known projects, in different geographic regions of the world dressed with Mathios Stone, stand as proof.

Rely on us. Our **highly trained customer engagement experts** can work side-by-side with you and provide **advice** and **support**. Rest assured with our **official quality certifications** and the **offered warranty**.

Relish the journey to aesthetics.

Index

Classic Stones

Flat or irregular, smooth or rough, the classic collection elevates your design and adds timeless value.

Page **12**

Geometric Stones

More than pure geometry and austerity, the new collection is designed to create simple, peaceful and orderly spatial arrangements.

Page **226**

Wood Look Stones

Create the warm effect of wood while retaining the positive features of the architectural stone.

Page **264**

Accessories

Details that make the difference.

Page **354**

Complementary Products

Superior bonding adhesive & stone protection.

Page **355**

Mathios Grout

Create your own stonework with Mathios Grout, selecting among assorted colors, different granulation sizes and various grout techniques.

Page **356**

Brick Stones

Whether you are a time worn style enthusiast or an industrial design lover, discover countless choices to create a unique architectural blend.

Page **280**

Jewellery line

Discreet luxury or provocatively extravagant design?

Page **318**

Pavers

Accent your landscape and make the impact you dream of with assorted decorative pavers.

Page **322**

Installation Instructions

Step by step guide for a quick and effective installation.

Page **360**

Why Mathios Stone

We are passionate about beautifying and attributing a unique personal character in any external & internal space.


Page **374**

Certification

Rest assured. Our products are officially certified and are bound with 30-year warranty.

Page **376**

Inspiration-Nature



Nature

The beauty found in nature inspires us. Take a look outside and let yourself be overtaken by the majesty of everything you see around. But most of it pay attention to the grace and artistry of nature. That beauty and diversity sparked the creation of Mathios Stone architectural veneers.

Color Palette




Color Palette

Cognitive research and current behavioral studies have demonstrated that humans respond favourably to the complex forms and colors of nature. Warm Beige, Earthy Brown, Copper hues, Terracotta, Ash Gray, Dusky Slate, Pure White & Charcoal Black compose the color palette of Mathios Stone.

Specialized craftsmen handpaint each stone and brick, combining various colors and achieving rich and deep color tones.

Textures



Rough Texture



Mild Texture



Smooth Texture

Texture

Linear, Rectangular, Irregular, Round, Geometric, Brick Slips, Coarse & Smooth compound the textures variety of Mathios Stone.

Environmentally Friendly



Environmentally Friendly

Mathios Stone product range is designed and produced abiding to the strict green building code standards.

- 🌿 It is made of natural materials.
- 🌿 It is not produced in open quarries like natural stones and does not harm natural resources.
- 🌿 The minerals we use are bought from cement firms that are committed to effective management and rehabilitation of their quarries while preserving sustainable development.
- 🌿 It is ethics compatible.
- 🌿 It is packed in carton boxes made of recycled paper.



only
nature
can
copy us

Classic Stones

Rough Texture Isola
Bretagne
Cordillera
Terra

Mild Texture Altaia
Highland
Ekali
Fieldstone
Arcadian
Mont Blanc
Tuscany
Highland Blend

Smooth Texture Alamo
Sierra
Rio Grande
Veracruz
Tivoli

Isola

Irregular long combinations of ledge stone create the unique structure of Mathios Stone Isola. Compared only to nature's resourcefulness, it comes in 8 earthy color combinations matching every space and application allowing you to create a masterpiece of stonework.

Isola Collection



Isola **Cream**



Isola **Four Seasons**



Isola **Brown**



Isola **Gold**



Weather Conditions

Applicable on Internal & External spaces
Resistant to: Extreme temperatures from -30 to +50 degrees Celsius, Frost, UV, Different humidity levels, Water.



Flat	Corner
20 - 160 mm	60 - 160 mm
60 - 530 mm	60 - 75 mm 100 - 190 mm
30 - 70 mm	40 - 70 mm
24 kg	23 kg
0.43 m ² per carton	1.35m per carton
36 cartons per pallet	16 cartons per pallet



Isola **Corner**



Isola **Rusty**



Isola **Champagne**



Isola **Earth**



Isola **Gray**



Isola
Cream




Isola
Brown



Isola
Gold




Isola
Four Seasons



Isola
Rusty




Isola
Champagne



Isola
Earth

Isola
Gray





Isola **Champagne**





Isola Champagne



Isola Champagne

Isola **Gray**



Isola **Rusty**



Isola **Champagne**



Isola Gold

Isola Gold



Isola Gold



Bretagne

An exceptionally dense collection of rectangular dry stack forms strike the perfect balance between traditional and contemporary style. Available in color tones from earthy beige to slate hues, Bretagne matches every design taste.



Weather Conditions

Applicable on Internal & External spaces
Resistant to: Extreme temperatures from -30 to +50 degrees Celsius, Frost, UV, Different humidity levels, Water.



Bretagne **Corner**


Bretagne

Bretagne Collection

	Flat	Corner
	25 - 195 mm	50 - 140 mm
	85 - 530 mm	40 - 95 mm 110 - 200 mm
	35 - 70 mm	35 - 70 mm
	24 kg	22 kg
	0.50 m ² per carton	1.35m ² per carton
	36 cartons per pallet	16 cartons per pallet



Bretagne **Dusk**



Bretagne **Amber**



Bretagne **Rusty**




Bretagne **Gray**



Bretagne
Amber

Bretagne
Rusty



Bretagne
Gray






Bretagne
Dusk



Classic Stones





Bretagne **Rusty**



Bretagne **Amber**

Bretagne **Rusty**



Bretagne **Amber**



Bretagne Rusty



Classic Stones

Cordillera

Crude and compelling, the Cordillera collection stimulates your senses. Highly textured in light and vivid earthy tones, it's a one-of-a-kind architectural stone veneer for those who desire to create a striking design that stands out and makes others wonder.



Weather Conditions

Applicable on Internal & External spaces
Resistant to: Extreme temperatures from -30 to +50 degrees Celsius, Frost, UV, Different humidity levels, Water.

Cordillera Collection



Cordillera **Champagne**



Cordillera **Earth**



Cordillera **Gray**



Cordillera **Beige**



Cordillera **Lava**



Cordillera **Corner**


	Flat	Corner
	100 mm	100 mm
	215 - 530 mm	80 mm 170 mm
	25 - 55 mm	25 - 55 mm
	36.5 kg	20 kg
	0.76 m ² per carton	2m per carton
	24 cartons per pallet	18 cartons per pallet

Classic Stones


Architectural Stone Veneers - **Rough Texture**



Cordillera
Champagne



Cordillera
Earth



Cordillera
Gray




Cordillera
Lava



Cordillera
Beige



Cordillera **Gray**



Cordillera **Earth**



Cordillera **Champagne**

Terra

Coarse and rocky with textural irregular pieces of stones. Mathios Stone Terra creates expressive rustic environments while matches harmoniously with minimal style as well.

	Flat	Corner
	Irregular	240 - 420 mm
	Irregular	140 - 310 mm 170 - 280 mm
	35 - 60 mm	35 - 50 mm
	24 kg	22 kg
	0.55 m ² per carton	1.25m ² per carton
	32 cartons per pallet	12 cartons per pallet

Classic Stones



Weather Conditions

Applicable on Internal & External spaces
Resistant to: Extreme temperatures from -30 to +50 degrees Celsius, Frost, UV, Different humidity levels, Water.

Terra

Terra Collection



Terra **Cream**



Terra **Brown**



Terra **Gray**



Terra **Corner**

Architectural Stone Veneers - **Rough Texture**



Terra
Cream



Terra
Brown



Terra
Gray

Terra **Cream**



Terra **Gray**



Classic Stones



Altaia

Rectangular and proportioned, Mathios Stone Altaia consists of clear-cut stone pieces that facilitate attainability and reduces installation time. In color hues ranging from cream to dark gray, it can dress exterior surfaces and accent interior details.

Altaia Collection



Altaia **Cream**



Altaia **Champagne**



Altaia **Amber**



Altaia **Earth**



Weather Conditions

Applicable on Internal & External spaces
Resistant to: Extreme temperatures from -30 to +50 degrees Celsius, Frost, UV, Different humidity levels, Water.



Flat

100 - 200 mm

Corner

100 mm



200 - 500 mm

80 - 85 mm
160 - 165 mm



30 - 35 mm

30 - 35 mm



24 kg

20 kg



0.6 m²
per carton

1.6m
per carton



36 cartons
per pallet

18 cartons
per pallet




Altaia **Lava**




Altaia **Corner**




Altaia
Cream




Altaia
Champagne



Altaia
Amber



Altaia
Earth



Altaia
Lava





Altaia **Amber**



Altaia **Lava**



Altaia **Lava**





Altaia Earth



Altaia Lava

Highland


Named after the historic region of Scotland, this linear dry stack collection effortlessly accommodates traditional and contemporary style. Mathios Stone Highland comes in seven color palettes ranging from cream and earthy tones to absolute black. Maybe it is the richest stone range matching a plethora of architectural styles.



Weather Conditions

Applicable on Internal & External spaces
Resistant to: Extreme temperatures from -30 to +50 degrees Celsius, Frost, UV, Different humidity levels, Water.

	Flat	Corner
	100 mm	100 mm
	200 - 500 mm	70 - 90 mm 170 - 190 mm
	25 - 30 mm	30 mm
	24 kg	20 kg
	0.65 m ² per carton	1.6m per carton
	36 cartons per pallet	18 cartons per pallet



Highland **Corner**



Highland **Black**

Highland Collection



Highland **White**



Highland **Cream**



Highland **Earth**



Highland **Silver**



Highland **Gold**



Highland **Rusty**



Highland **Gray**



Highland **Lava**



Highland
Cream




Highland
Earth



Highland
Gold

Highland
Black




Highland
Lava






Highland
Silver



Highland
Rusty



Highland
Gray



Highland
White

Highland **Rusty**



Highland **Gold**



Highland **Rusty**



Highland **Gold**



Classic Stones

Highland **Gray**



Highland **Gold**



Highland **Cream**



Highland **Cream**






Highland **Gray**



Classic **Stones**

Ekali

Irregular but sophisticated. Mathios Stone Ekali reflects the beauty of a sunlit countryside and the nobility of the past. In three light earthy hues, Ekali collection fits well in suburban houses, vacation residences and chateaus.

	Flat	Corner
	Irregular	200 - 390 mm
	Irregular	130 - 210 mm 90 - 250 mm
	35 mm	45 mm
	24 kg	22 kg
	0.5 m ² per carton	1.25m per carton
	32 cartons per pallet	16 cartons per pallet

Classic Stones



Weather Conditions

Applicable on Internal & External spaces
Resistant to: Extreme temperatures from -30 to +50 degrees Celsius, Frost, UV, Different humidity levels, Water.

Ekali Collection



Ekali **Cream**



Ekali **Champagne**



Ekali **Brown**




Ekali **Corner**

Architectural Stone Veneers - Mild Texture



Ekali
Cream



Ekali
Champagne



Ekali
Brown



Ekali **Brown**

Classic Stones

Ekali **Brown**



Fieldstone

Irregular stones with spiked edges compose the Mathios Stone Fieldstone collection. Ideal for provincial areas and why not, for those who dare to bring natural style inside the city.



Weather Conditions

Applicable on Internal & External spaces
Resistant to: Extreme temperatures from -30 to +50 degrees Celsius, Frost, UV, Different humidity levels, Water.

Fieldstone

	Flat	Corner
	Irregular	180 - 310 mm
	Irregular	80 - 110 mm 150 - 180 mm
	20 - 40 mm	20 - 40 mm
	23 kg	20 kg
	0.5 m ² per carton	1.25m ² per carton
	32 cartons per pallet	16 cartons per pallet

Fieldstone Collection



Fieldstone **Cream**



Fieldstone **Champagne**



Fieldstone **Gray**



Fieldstone **Earth**



Fieldstone **Brown**



Fieldstone **Four Seasons**



Fieldstone **Corner**



Fieldstone
Cream

Fieldstone
Gray




Fieldstone
Earth






Fieldstone
Champagne

Fieldstone
Brown



Fieldstone
Four Seasons





Classic Stones



Fieldstone **Champagne**



Fieldstone **Four Seasons**



Fieldstone **Cream**



Fieldstone **Champagne**



Fieldstone **Gray**

Classic Stones



Fieldstone **Cream**

Arcadian

Arcadian is a hymn to rustic beauty. Random stones of various sizes and earthy tones bring a little taste of the serenity and beauty of the Mediterranean region. Create a unique provincial style façade or eye catching exterior walls. Alternatively combine it with industrial elements and create dynamic interiors with interesting contrast.

Arcadian



Weather Conditions

Applicable on Internal & External spaces
Resistant to: Extreme temperatures from -30 to +50 degrees Celsius, Frost, UV, Different humidity levels, Water.

	Flat	Corner
	Irregular	Irregular
	Irregular	Irregular
	32 mm	16 mm
	24 kg	22 kg
	0.56 m ² per carton	1.04 m ² per carton
	32 cartons per pallet	16 cartons per pallet

Classic Stones

Arcadian Stone



Arcadian



Arcadian **Corner**

Architectural Stone Veneers - Mild Texture





Mont Blanc

An emblematic and vigorous stone. Handcrafted to catch the sunlight and play a light and shadows game. Ideal for exterior constructions and for attributing bold character to interior design.



Weather Conditions

Applicable on Internal & External spaces
Resistant to: Extreme temperatures from -30 to +50 degrees Celsius, Frost, UV, Different humidity levels, Water.

Mont Blanc



Mont Blanc **Corner**

	Flat	Corner
	200 mm	200 mm
	500 mm	110 - 150 mm 250 - 260 mm
	25 - 45 mm	25 - 45 mm
	24 kg	20 kg
	0.525 m ² per carton	1.04 m ² per carton
	36 cartons per pallet	18 cartons per pallet

Classic Stones

Mont Blanc Collection



Mont Blanc **Cream**



Mont Blanc **Champagne**



Mont Blanc **Gray**




Mont Blanc **Silver**

Architectural Stone Veneers - **Mild Texture**



Mont Blanc
Cream



Mont Blanc
Champagne



Mont Blanc
Silver



Mont Blanc
Gray



Tuscany

Mathios Stone Tuscany is the quintessential of rustic design. Inspired by the unique landscape of the beloved Italian region, this cultured stone collection combines chic design with timeless majesty.



Weather Conditions

Applicable on Internal & External spaces
Resistant to: Extreme temperatures from -30 to +50 degrees Celsius, Frost, UV, Different humidity levels, Water.

	Flat	Corner
	65 - 195 mm	160 - 310 mm
	85 - 485 mm	70 - 80 mm 110 - 180 mm
	30 - 35 mm	35 mm
	24 kg	22 kg
	0.55 m ² per carton	1.55m per carton
	32 cartons per pallet	16 cartons per pallet


Tuscany Collection



Tuscany **Cream**



Tuscany **Champagne**



Tuscany **Earth**



Tuscany **Brown**



Tuscany **Four Seasons**




Tuscany **Gray**



Tuscany **Corner**




Tuscany
Cream




Tuscany
Earth

Tuscany
Brown





Tuscany
Champagne



Tuscany
Four Seasons




Tuscany
Gray

Tuscany **Gray**



Tuscany **Champagne**







Tuscany **Brown**



Tuscany **Brown**



Tuscany **Gray**



Highland Blend

Mathios Stone Highland Blend has been created borrowing elements and shades from the Mathios Stone Highland Collection. The distinctive piece of stone that stands out forms a bold style with a robust presence.



Weather Conditions

Applicable on Internal & External spaces
Resistant to: Extreme temperatures from -30 to +50 degrees Celsius, Frost, UV, Different humidity levels, Water.



Flat

- 200 mm
- 500 mm
- 35 mm
- 24 kg
- 0.6 m² per carton
- 36 cartons per pallet

Corner

- 200 mm
- 110 - 130 mm
250 - 260 mm
- 35 mm
- 20 kg
- 1.6m per carton
- 18 cartons per pallet

Highland Blend Collection



Highland Blend **Cream**



Highland Blend **Amber**



Highland Blend **Earth**



Highland Blend **Gold**



Highland Blend **Rusty**




Highland Blend **Silver**




Highland Blend **Corner**



Highland Blend
Cream




Highland Blend
Earth




Highland Blend
Gold




Highland Blend
Amber



Highland Blend
Rusty



Highland Blend
Silver



Highland Blend **Gold**



Highland Blend **Amber**





Alamo

Rectangular-shaped stone with moderate texture. Available in champagne and gray tint, Mathios Stone Alamo adorns some of the most famous projects in the world.



Weather Conditions

Applicable on Internal & External spaces
Resistant to: Extreme temperatures from -30 to +50 degrees Celsius, Frost, UV, Different humidity levels, Water.



Flat	Corner
50 - 300 mm	100 - 250 mm
50 - 400 mm	10 - 100 mm 100 - 250 mm
30 mm	30 mm
24 kg	18 kg
0.63 m ² per carton	1.6 m per carton
28 cartons per pallet	21 cartons per pallet

Classic Stones

Alamo Collection



Alamo **Champagne**



Alamo **Gray**



Alamo **Corner**

Architectural Stone Veneers - **Smooth Texture**



Alamo
Champagne



Alamo
Gray



Classic Stones

Alamo **Gray**



Alamo **Champagne**



Classic Stones



Sierra

Mathios Stone Sierra collection has the slimmest profile. It has been designed as an ecological solution for energy efficient constructions. Due to its innovative light weight, it can be installed on polystyrene insulation systems. With an average thickness of 15mm (0,59 inch), it facilitates internal application even in very tight rooms.



Weather Conditions

Applicable on Internal & External spaces
Resistant to: Extreme temperatures from -30 to +50 degrees Celsius, Frost, UV, Different humidity levels, Water.

	Flat	Corner
	100 mm	100 mm
	200 - 350 mm	70 - 75 mm 140 - 145 mm
	18 mm	18 mm
	26.5 kg	18.5 kg
	1.05 m ² per carton	2.4 m ² per carton
	36 cartons per pallet	18 cartons per pallet



Sierra **Corner**



Sierra **White**

Sierra Collection



Sierra **Cream**



Sierra **Amber**



Sierra **Gold**



Sierra **Silver**



Sierra **Rusty**



Sierra **Gray**



Sierra **Earth**



Sierra **Black**



Sierra
Cream



Sierra
Amber





Sierra
Gold



Sierra
Silver

Sierra
Rusty





Sierra
Gray



Sierra
Earth



Sierra
Black



Sierra
White

Sierra Cream



Sierra Gold



Classic Stones



Rio Grande

Mathios Stone Rio Grande is a river rock patchwork of water worn pebbles. Every single element of the composition has been carefully selected and replicated to reflect nature's tranquility and rustic elegance.



Weather Conditions

Applicable on Internal & External spaces
Resistant to: Extreme temperatures from -30 to +50 degrees Celsius, Frost, UV, Different humidity levels, Water.

Rio Grande



Flat	Corner
Irregular	90 - 350 mm
Irregular	90 - 215 mm 115 - 240 mm
35 - 45 mm	35 - 45 mm
24 kg	22 kg
0.55 m ² per carton	1.6 m per carton
32 cartons per pallet	16 cartons per pallet

Classic Stones

Rio Grande Collection



Rio Grande **Earth**



Rio Grande **Gray**



Rio Grande **Silver**



Rio Grande **Corner**

Architectural Stone Veneers - **Smooth Texture**



Rio Grande
Earth



Rio Grande
Gray



Rio Grande
Silver



Rio Grande **Gray**





Veracruz

Bring the summer breeze in your space. Sea-worn coral fossils sculpt Mathios Stone Veracruz and create an exceptional surface texture. It beautifully complements exterior walls or embellishes interior accents.



Weather Conditions

Applicable on Internal & External spaces
Resistant to: Extreme temperatures from -30 to +50 degrees Celsius, Frost, UV, Different humidity levels, Water.



-  Flat
75 - 245 mm
-  75 - 415 mm
-  25 - 30 mm
-  24 kg
-  0.72 m² per carton
-  28 cartons per pallet

Veracruz Collection



Veracruz **Cream**



Veracruz **Champagne**



Veracruz **Gray**



Veracruz
Cream

Veracruz
Champagne



Veracruz
Gray





Veracruz **Gray**



Veracruz **Champagne**



Veracruz **Champagne**

Tivoli

Tivoli has been inspired by the famous travertine stone, largely selected by Italian sculptors like Bernini and Michelangelo and used for Roman monuments, aqueducts and amphitheatres like the legendary Colosseum.

Mathios Stone Tivoli combines the famous texture with the advantages of the architectural stone. It is ideally used for façades and wall cladding and creates appealing look when combined with metal and glass.

	Flat	Corner
	250 mm	250 mm
	530 mm	80 - 180 mm
	25 mm	25 mm
	31 kg	25 kg
	0.8 m ² per carton	3 m per carton
	28 cartons per pallet	21 cartons per pallet

Classic Stones



Weather Conditions

Applicable on Internal & External spaces
Resistant to: Extreme temperatures from -30 to +50 degrees Celsius, Frost, UV, Different humidity levels, Water.

Tivoli Collection



Tivoli **Gray**



Tivoli **Corner**

Architectural Stone Veneers - **Smooth Texture**



Tivoli
Gray



only
nature
can
copy us

Geometric Stones

- Atlas
- Dune
- Delos

Atlas

Durable & solid according to Greek Mythology, Atlas was the Titan condemned by Zeus to support celestial spheres upon its shoulders. That robust and compact look can be achieved by Mathios Stone Atlas Collection, either indoor or outdoor.

t

-  Flat
-  80 mm
-  230 mm
-  30 mm
-  24 kg
-  0.62 m² per carton
-  28 cartons per pallet

Geometric Stones



Weather Conditions

Applicable on Internal & External spaces
Resistant to: Extreme temperatures from -30 to +50 degrees Celsius, Frost, UV, Different humidity levels, Water.

a s

Atlas Collection



Atlas **White**



Atlas **Beige**



Atlas **Gray**



Atlas **Black**



Atlas
White



Atlas
Gray



Atlas
Beige



Atlas
Black



Atlas **Black**



Atlas **Gray**



Dune

Alike a hill of sand piled up by the wind, Mathios Stone Dune Collection creates a kind of motion in your space. A strange combination of dynamism and tranquility together.



-  **Flat**
125 mm
-  530 mm
-  20 mm
-  27 kg
-  1.06m²
per carton
-  28 cartons
per pallet

Geometric Stones



Weather Conditions

Applicable on Internal & External spaces
Resistant to: Extreme temperatures from -30 to +50 degrees Celsius, Frost, UV, Different humidity levels, Water.

Dune Collection



Dune **White**



Dune **Beige**



Dune **Gray**



Dune **Black**

Architectural Stone Veneers - Mild Texture



Dune
Black



Dune
Gray

Dune
White





Dune
Beige

Dune White



Applications



Dune Gray



Dune Beige - Black

Dune **Gray**



Dune **Gray**



Dune **Black**




Delos

Inspired by the mosaics found in the excavations in Delos Island, one of the most important mythological, historical and archeological sites in Greece, we created Mathios Stone Delos texture. Composed by embossed rectangular pieces, Delos creates a geometric, yet harmonial style in your space.

-  **Flat**
-  125 mm
-  230 - 280 mm
-  20 mm
-  27 kg
-  1.06m² per carton
-  28 cartons per pallet


Geometric Stones



Weather Conditions

Applicable on Internal & External spaces
Resistant to: Extreme temperatures from -30 to +50 degrees Celsius, Frost, UV, Different humidity levels, Water.


Delos Collection



Delos **White**



Delos **Beige**




Delos **Gray**



Delos **Black**

Architectural Stone Veneers - **Rough Texture**



Delos
Gray



Delos
White

Delos
Black





Delos
Beige



Delos **White**



Geometric Stones



Delos **White**



Delos **Black**

Geometric Stones

Delos **Black**



Delos **Gray**



Delos **Beige**



Delos **Black**



Delos **Gray**

Wood Look Stones

Sequoia

only
nature
can
copy us

Sequoia

Create the warm effect of wood, while retaining the positive features of the architectural stone, such as robustness, durability, resistance to weather conditions, ease of installation and no maintenance needs. Mathios Stone Sequoia comes in six wood look nuances and can be placed either horizontally or in herringbone pattern.



Weather Conditions

Applicable on Internal & External spaces
Resistant to: Extreme temperatures from -30 to +50 degrees Celsius, Frost, UV, Different humidity levels, Water.



Flat

125 mm



530 mm



20 mm



32 kg



1.06m²
per carton



28 cartons
per pallet

Sequoia Collection



Sequoia **Oak**



Sequoia **Bette**



Sequoia **Beige**



Sequoia **White**




Sequoia **Gray**



Sequoia **Wenge**



Sequoia
Oak



Sequoia
Beige

Sequoia
White






Sequoia
Bette



Sequoia
Gray

Sequoia
Wenge



Sequoia **Beige**



Sequoia **Gray - White**



Sequoia **Bette**



Sequoia **Bette** - White



only
nature
can
copy us

Brick Stones

Masterbrick
Colonial brick


Masterbrick

Mathios Stone Masterbrick collection is the definition of brick profile. With slightly squared edges and time worn color nuances, it can complement the whole building façade or achieve industrial interior design. A rich color palette that satisfies even the most demanding taste. Combine with Mathios Grout various options and create a unique design blend.



Weather Conditions

Applicable on Internal & External spaces
Resistant to: Extreme temperatures from -30 to +50 degrees Celsius, Frost, UV, Different humidity levels, Water.



Masterbrick **Corner**


Masterbrick Collection



Masterbrick **White**



Masterbrick **White Grained**




Masterbrick **Amber**



Masterbrick **Dusk**

	Flat	Corner
	60 - 63 mm	60 - 63 mm
	210 - 230 mm	80 - 100 mm 180 - 210 mm
	8 - 10 mm	8 - 10 mm
	18 kg	11 kg
	0.93 m ² per carton	2 m per carton
	48 cartons per pallet	24 cartons per pallet




Masterbrick **Keramos**




Masterbrick **Khaki**



Masterbrick **Copper**



Masterbrick **Aged Red**



Masterbrick **Foggy**



Masterbrick **Red Tarnished**



Masterbrick **Dark Red**



Masterbrick **Brown**




Masterbrick **Gray**




Masterbrick **Black**




Masterbrick
Amber




Masterbrick
Dusk




Masterbrick
Khaki



Masterbrick
Keramos



Masterbrick
Red Tarnished




Masterbrick
Dark Red




Masterbrick
Copper



Masterbrick
White Grained



Masterbrick
Foggy



Masterbrick
Aged Red



Masterbrick
Gray



Masterbrick
Brown



Masterbrick
White



Masterbrick
Black

Masterbrick **White - Black**



Masterbrick **Amber**


Masterbrick **Amber**



Masterbrick **Dusk**



Masterbrick **Khaki**



Brick Stones

Masterbrick **Gray - White**



Masterbrick **Dark Red**



Masterbrick **Keramos**




Masterbrick **Dark Red**



Masterbrick **Dusk**

Masterbrick **Aged Red**





Masterbrick **Black**



Masterbrick **Khaki**

Colonial Brick

Long linear pieces with soft, rounded edges compose the Colonial Brick Collection. The thickness of the bricks allow you to explore various grouting styles. Try wide joint with a deep rake finish and highlight each brick individually or grout in the same level of the brick for smoother results.

Colonial



Weather Conditions

Applicable on Internal & External spaces
Resistant to: Extreme temperatures from -30 to +50 degrees Celsius, Frost, UV, Different humidity levels, Water.


	Flat	Corner
	40 mm	40 mm
	240 - 260 mm	113 - 150 mm 240 - 260 mm
	30 - 40 mm	30 - 40 mm
	33 kg	33 kg
	0.90 m ² per carton	1.9m per carton
	24 cartons per pallet	16 cartons per pallet

Brick Stones

Colonial Brick Collection



Colonial Brick **Amber**



Colonial Brick **Keramos**




Colonial Brick **Corner**


Architectural Stone Veneers



Colonial Brick
Amber

Colonial Brick
Keramos






Colonial Brick **Keramos**




Colonial Brick **Keramos**

Brick Stones



Jewellery line Stones

- Aristocracy
- Dynamism
- Cosmopolitan
- Dynasty
- Eclipse



Jewellery line

As a luxury accent Mathios Stone Jewellery line bejewels your space and creates superb aesthetic result.

Each piece is delicately molded to reveal glossy tint, inimitable touch and exclusive design for interior spaces. From a modern city apartment to a classy villa and from retail spaces and restaurants to hotels, spa & health centers, the premium architectural stone veneers of Mathios Stone create deluxe design.



Jewellery line Collection



Delos **Aristocracy**



Delos **Cosmopolitan**



Delos **Eclipse**



Delos **Dynasty**



Delos **Dynamism**



Dune **Aristocracy**



Dune **Cosmopolitan**



Dune **Eclipse**



Dune **Dynasty**



Dune **Dynamism**



Atlas **Aristocracy**



Atlas **Cosmopolitan**



Atlas **Eclipse**



Atlas **Dynasty**



Atlas **Dynamism**



Highland **Aristocracy**



Highland **Cosmopolitan**



Highland **Eclipse**



Highland **Dynasty**



Highland **Dynamism**



Masterbrick **Aristocracy**



Masterbrick **Cosmopolitan**



Masterbrick **Eclipse**



Masterbrick **Dynasty**



Masterbrick **Dynamism**

only
nature
can
copy us

Pavers

Estate

Country Club

Forest Whisper

Pavers Estate

With gently rounded corners and in three nuances, Mathios Stone Paver Estate offers the rustic charm of a cobblestone paver blended with the clean surface of modern design.



Weather Conditions

Applicable on Internal & External spaces
Resistant to: Extreme temperatures from -30 to +50 degrees Celsius, Frost, UV, Different humidity levels, Water.

-  Flat
-  100 - 200 mm
-  100 - 300 mm
-  30 - 40 mm
-  33 kg
-  6 m² per box
-  1 box (114x65x65 cm)

Estate Collection



Estate **Beige**



Estate **Earth**



Estate **Silver**




Estate **Rusty**



Estate
Beige



Estate
Silver



Estate
Rusty







Pavers Country Club

Mahios Stone Country Club pavers resemble bricks and can be implemented in any particular order. Lay them horizontally or vertically or even add some twist by applying diagonal or herringbone design.



Weather Conditions

Applicable on Internal & External spaces
Resistant to: Extreme temperatures from -30 to +50 degrees Celsius, Frost, UV, Different humidity levels, Water.

Country Club

Country Club Collection

	Flat 110 mm
	220 mm
	30 - 40 mm
	11 kg
	0.25 m ² per pack (12 pieces)
	60 pack per pallet



Country Club **Amber**



Country Club **Keramos**



Country Club **Red Tarnished**




Country Club **Silver**




Country Club
Amber



Country Club
Red Tarnished



Country Club
Silver



Country Club
Keramos



Country Club **Keramos**



Country Club **Amber**



Country Club **Amber**



Country Club **Keramos**

Pavers

Forest Whisper

Revamp your garden and create a fairytale path with Mathios Stone Forest Whisper, natural walkways made of concrete but looking like wooden logs. Enjoy the flexibility of placing the pavers directly on the ground without bothering about cutting, grinding or putting any special coating.

Forest Whisper Collection



Forest Whisper **Brown**

	Flat 350 mm		Flat 550 mm
	350 mm		550 mm
	50 mm		50 mm
	7 kg		14 kg
	Weather Conditions		

Applicable on External spaces
Resistant to: Extreme temperatures from -30 to +50 degrees Celsius, Frost, UV, Different humidity levels, Water.





Forest Whisper

Pavers

Garden Step

Revamp your garden and create a fairytale path with Mathios Stone Forest Whisper, natural walkways made of concrete but looking like wooden logs. Enjoy the flexibility of placing the pavers directly on the ground without bothering about cutting, grinding or putting any special coating.

Garden Step Collection



Garden Step **Natural Wood Look**

Weather Conditions

Applicable on External spaces
Resistant to: Extreme temperatures from -30 to +50 degrees Celsius, Frost, UV, Different humidity levels, Water.



Flat

230 mm

600 mm


40 mm

24 kg

3.31 m²
per pack

-





Garden Step



Accessories

A special finishing touch for your project.

Bring added elegance and beauty to your project taking care about the details.

A wide assortment from Wall caps and Hearthstones, to Water Tables, Column caps and Window trims has been chiseled and meticulously handcrafted to complement the Mathios Stone selection. Accentuate your stonework and elevate your design by adding a refined touch.



Column Cap (46 X 46 cm)



Watertable



Window Trim



Wall Cap (51 X 45 cm)



Window Trim Vertical



Hearth Stone (55 X 55 cm)



Window Trim Horizontal

Complementary Products

EXTRASTONEGLUE



Extra Stone Glue.
The Right Adhesive for your Project.

Before starting your stonework it is important to select the correct bedding adhesive to ensure efficient stone bond and high performance. Extra Stone Glue is a Special Acrylic heavy duty elastic adhesive especially composed for manufactured stone veneers & brick slips. It has high adhesive strength and is applicable on internal and external surfaces.

Additionally, its high durability to extreme temperature conditions (humid, heat or frost) make Extra Stone Glue the ideal choice regardless of the location and the installation surface.

It is categorized as C2TES1 type according to EN 12002



Easy Glue. Ready to use Adhesive with Instant Grip

An incredible, instant grab adhesive, based on advanced MS Polymer technology. It is applicable on all internal surfaces and bonds instantly all kinds of stones. There is no need for shuffling and therefore, it does not dirt. It is ready to use and has multiple applications.

Easy Glue is the ideal choice for DIY constructions and small scale installations.



MATPROTECT

Mat Protect Plus.
Protect your stonework

Mat Protect is a silicon varnish protective treatment that safeguards the beauty of architectural stone veneer.

Designed to provide a highly effective ability to resist penetration by water, it is a colorless waterproofing treatment for exterior and interior, ready to be applied without any dilution, over the stones.

Due to its composition, it provides lower porosity which results in anti-freezing protection and tolerance in chlorine water. Mat Protect is recommended for buildings, water pools, floors, walls, and walkways close to the seaside and exposed to chlorine water and sea-spray.




Recast Your Stone

MATHIOS
Grout[®]

Create your own stonework with Mathios Grout, the ideal choice for Natural & Architectural Stone. Produced by high quality cement, new generation aggregates and reinforcing additives, Mathios Grout provides high mechanical strength and excellent workability. It is fully waterproof and easy to clean.

It offers possibility of filling joints from 10mm to 50mm and is suitable for application to both internal and external surfaces. It is available in 12 color shades, indelible in time and in two grain sizes. Combine them with the grout style you wish and see how you can recast your stone.

Mathios Grout Collection



Off White



Antique Beige



Coral Sand



Cameo Beige



Colonial Ivory



Brown Sugar



Mocca Brown



Olive Green



Ash Gray



Volcanic Gray




Dramatic Black




Terracotta

Granulation



0-2 mm



0-5 mm

Picking your grout technique according to what you're trying to achieve is as important as selecting the stone.

Standard grouting style

The most common technique is to lay each stone one finger width apart from each other and grout between each stone. The grout is deeper than the face of the stone and exposes the stone edges. If the grout color pairs with the hues of the stone, this makes mostly the stone stand out. For contrasting design result pick up a bold color grout opposite of the stone color.

Overgrout style

The mortar overfills the joints and overlaps the face of the stone. A very popular technique to achieve a rustic and authentic old-world look. It gives such a realistic result to the construction that it's hard to believe it's not centuries ago built. Ideal for irregular shaped stones and brickslips. It would also fit nice in an industrial design loft.

Flat with the stone face grout style

The grout level is almost flat with the face of the stone. Similar to the standard grouting style but with more active role on the final design. Try to use different color grout and see how your stonework transforms. For a discreet and always in style look match the grout color with the dominant color shadings of the architectural stone. On the contrary, if you love impactful effect, select grout color opposite of the stone color. With light stone, use dark grout, and with dark stone use light grout.



Recast your stone
MATHIOS
Grout

Packaging information

- All cartons are packed on pallets to ensure stability in transportation.
- For pavers & accessories that are not included in the list, information can be given upon request.
- Loading instructions are available.
- Scannable QR code on each carton for detailed information for every Mathios Stone color and texture.



TYPE	UNIPACK (BOX)		UNIPACK DIMENSIONS	N° OF UNIPACKS ON PALLETS DIMENSIONS OF PALLETS		LOADING CAPACITY (UNIPACKS)**		
	CONTENT OF UNIPACK			SMALL	LARGE	20" CONTAINER	40" CONTAINER	TRUCK
	FLAT (M²)	CORNER (LM)						
Highland	0.65	1.6	52x26x20.5 cm*	18 Unipacks Pallet Dimensions: (110x80x80h) cm	36 Unipacks Pallet Dimensions: (110x80x145h) cm	756	1008 - 1110	1008 - 1110
Altaia	0.6	1.6						
Highland Blend	0.6	1.6						
Mont Blanc*	0.525	1.04						
Cordillera	-	2.00	56x36x21 cm			504	600 - 712	900
Cordillera	0.76	-						
Sierra	1.05	2.4	52x26x20 cm			756	830-980	830-980
Atlas	0.62	-	54x20x25 cm	21 Unipacks Pallet Dimensions: (114x75x120h) cm	28 Unipacks Pallet Dimensions: (114x75x120h) cm	686	700 - 1008	700 - 1008
Dune	1.06	-						
Delos	1.06	-						
Sequoia	1.06	-						
Bretagne*	0.50	-	52x26x19.5 cm	16 Unipacks Pallet Dimensions: (110x80x80h) cm	32 Unipacks Pallet Dimensions: (110x80x148h) cm	672	1000 - 1100	1000 - 1100
Isola*	0.43	-						
Bretagne*	-	1.35						
Isola*	-	1.35						
Tuscany*	0.55	1.55						
Arcadian	0.5	-						
Fieldstone*	0.43	1.25						
Ekali*	0.5	1.25						
Rio Grande*	0.55	1.6						
Terra*	0.55	-						
Terra*	-	1.25	56x36x21 cm					
Alamo	0.63	1.6	54x20x25 cm	21 Unipacks Pallet Dimensions: (114x75x120h) cm	28 Unipacks Pallet Dimensions: (114x75x120h) cm	672	1000 - 1100	700 - 1008
Veracruz*	0.72	-						
Colonial*	0.9	1.9	55x37x15 cm	16 Unipacks Pallet Dimensions: (110x80x75h) cm	24 Unipacks Pallet Dimensions: (110x80x105h) cm	672	676 - 800	676 - 800
Masterbrick*	0.93	2	45.5x25.5x15 cm	24 Unipacks Pallet Dimensions: (110x73x78h) cm	48 Unipacks Pallet Dimensions: (110x73x144h) cm	1008	1222 - 1444	1222 - 1444

*The contents of the packing assume a joint of 1cm (0.40in)

**Loading capacity depends on the legislation of each country

Installation Instructions - Step by Step Guide



1

EN
We clean the substrate from dust and dirt, for good accretion of the mortar-shapes, thickness and textures. Level out the first line of where the stones will be placed.

FR

Nettoyez le support de la poussière et de la saleté pour avoir une bonne accumulation des formes, de l'épaisseur et de texture du mortier. Mettez au niveau la première ligne où les pierres seront placées.

IT

Pulire il substrato dalla polvere, sporczia, per una buona accrescimento della malta-forma, spessore e struttura.

BU

Почистете основата, върху която ще монтирате камъните, от прах и мърсотия – за добро слепване на хоросана – независимо от формата, дебелината и релефа на камъка. Изравнете (нивелирайте) първия ред, където ще се полагат камъните.

GER

Reinigen Sie das Trägermaterial von Staub und Schmutz, um eine bessere Haftung von Kleber, Dicke und Strukturen zu gewährleisten. Richten Sie die erste Reihe mit Hilfe einer Wasserwaage aus, um die Steine dort anbringen zu können.

ES

Limpiar la superficie para obtener una buena adhesión del mortero y un espesor adecuado para el tipo de piedra, grosores y texturas.

GRE

Καθαρίζουμε το υπόστρωμα από σκόνη και βρωμιά για τη δημιουργία καλής πρόσφυσης. Ορίζουμε τη γραμμή που θα τοποθετηθεί η πρώτη σειρά με πέτρες.

AR

يتم تنظيف السطح المراد التركيب عليه جيداً من الغبار والأوساخ وأن يوزن لزيادة فعالية التصاق المونة وتجانس التركيب للحجر بمختلف سماكاته وأشكاله وملمسته ويبدأ تركيب أول صف من الأحجار على خط أفقي على الميزان.



2

EN

If we work on a absorbent substrate like gypsum board or wood, we have to apply primer to reduce the absorbency.

FR

Sur un support absorbant, comme le panneau de gypse ou le bois, appliquez un apprêt pour réduire sa capacité d'absorption.

IT

Se stiamo lavorando su un substrato assorbente come gesso o legno, è necessario di applicare prima un primer per ridurre l'assorbenza.

BU

Ако ще работите върху попираща повърхност като гипсокартон или дърво, първо положетегрунд, за да се намали попищаемостта.

GER

Falls Sie auf einer saugfähigen Oberfläche wie etwa einer Gipskartonplatte oder Holz arbeiten, muss diese zuvor grundiert werden, um die Absorptionsfähigkeit zu reduzieren.

ES

Si trabajamos sobre una superficie absorbente como paneles de cartón-yeso o madera, se debe aplicar una capa de imprimación para reducir la absorbencia.

GRE

Στις περιπτώσεις που η πέτρα τοποθετηθεί σε επιφάνειες με απορροφητικό υπόστρωμα όπως γυψοσανίδα ή ξύλο θα πρέπει προηγουμένως να εφαρμοστεί αστάρι προκειμένου να μειωθεί η απορροφητικότητα.

AR

عند التركيب على سطح ذو مسامية عالية مثل الألواح الجبسية أو خشبية يجب تنفيذ طبقة برايمر حتى يكون إمتصاص السطح لماء المونة أقل.



3

EN

Prepare mortar taking into consideration the amount of water for good accretion and the right consistency.

FR

Ajoutez le mortier en faisant attention à la quantité d'eau afin d'obtenir une bonne accumulation et une consistance convenable.

IT

Aggiungere la malta tenendo in considerazione la quantità d'acqua per una buona accrescimento e la giusta consistenza.

BU

Добавете хоросан, като вземете предвид количеството вода за доброто смесване и правилната консистенция.

GER

Bereiten Sie den Kleber und das Fugenmaterial unter Berücksichtigung der Wassermenge zur richtigen Konsistenz Bildung vor.

ES

Añadir el mortero teniendo en cuenta la cantidad de agua para una correcta consistencia que permita una buena adhesión.

GRE

Προσθέστε κόλλα, λαμβάνοντας υπόψη την ποσότητα του νερού για καλή πρόσφυση και σωστή εφαρμογή.

AR

تجهيز مونة التركيب مع الأخذ في الاعتبار إضافة كمية الماء المناسبة للحصول على أفضل قوام للمونة بالكثافة المناسبة.



4

EN

Apply mortar on the installaton surface as much as needed so that it does not dry out when installing the stone.

FR

Appliquez le mortier colle sans excès sur la surface d'installation afin qu'il ne sèche pas avant l'installation de la pierre.

IT

Applicare la quantità necessaria della malta sulla superficie d'installazione in modo che non si asciugua quando si installa la pietra.

BU

Положете хоросан върху повърхността за монтаж – колкото е необходимо – за да не изсъхне по време на монтажа на камъка.

GER

Verteilen Sie den Kleber auf die Anwendungsoberfläche in einer ausreichenden Menge, sodass er bis zur Anbringung des Steins nicht trocknet.

ES

Aplicar el mortero en la superficie teniendo en cuenta el área aplicada para que no se seque antes de poner la piedra.

GRE

Εφαρμόστε αρκετό κονίαμα στην επιφάνεια εγκατάστασης ώστε να μην στεγνώσει όταν τοποθετήσετε την πέτρα.

AR

يتم فرد المونة على السطح المراد تركيبه بالمساحة المناسبة والتي تتناسب مع مدة تركيب الأحجار حيث أن زيادة مساحة فرد المونة عن ذلك تؤدي إلى جفافها قبل تركيب الحجر.

Installation Instructions - Step by Step Guide



5

EN
Lay out stones and mix from various cartons at least 2m² to create a balance between different colors, shapes, thickness and textures.

FR

Disposez et mélangez les pierres sur au moins 2m² pour créer un équilibre entre les différentes couleurs, formes, épaisseurs et textures.

IT

Disponere le pietre e mescolare da diversi cartoni di almeno 2m² per creare un equilibrio tra diversi colori, forme, spessori e strutture.

BU

Преди монтаж от няколко различни кашона извадете и наредете поне 2 кв. м., за да се получи по-добра комбинация от цвят, релеф, дебелина и форма.

GER

Breiten Sie die Steine aus verschiedenen Kartons auf mindestens 2 m² aus, um eine Ausgewogenheit zwischen Farben, Formen, Dicke und Strukturen zu erzeugen.

ES

Distribuya piedras extraídas de varias cajas (al menos 2m²) para crear un buen equilibrio entre diferentes colores, superficies, grosos y texturas.

GRE

Βγάλτε τις πέτρες από τη συσκευασία τους και δημιουργήστε συνδυασμούς το ελάχιστο 2τμ αναμειγνύοντας διαφορετικά σχέδια, χρώματα, πάχη και υφές.

AR

يتم فرد مترين على الأقل من الأحجار من عيوت مختلفة لتحقيق التجانس لمختلف القطع الحجرية في الألوان والأشكال والسماكات ولملمس السطح.



6

EN

If the installation includes corners then begin from the corner of the wall & continue the installation in line with the flat elements.

FR

Si l'installation comprend des angles, commencez alors à partir du coin du mur et continuez l'installation en correspondance avec les éléments plats.

IT

Se la installazione include angoli, allora cominciate dagli angoli dei muri e continuate l'installazione in linea con gli elementi piatti.

BU

Ако ще облицовате ъгли, започнете от тях и след това продължете реда – с полагање на плочки (плоски камъни).

GER

Falls Ecken anzubringen sind, beginnen Sie bitte mit den Ecksteinen und arbeiten sich reihenweise mit den Flachsteinen vor.

ES

Si la instalación incluye esquinas, comience colocando éstas y luego continúe con las piezas planas en línea.

GRE

Εάν πρόκειται να χρησιμοποιήσετε γωνίες τότε ξεκινάτε με την τοποθέτηση αυτών και συνεχίζετε με τις επίπεδες πέτρες.

AR

في حالة استخدام الزوايا الحجرية فيجب بدأ التركيب بتثبيتها أولاً في الأركان ومن ثم الاستمرار في تركيب الوحدات الحجرية المسطحة على الاستقامة الخطية للزوايا الحجرية.



7

EN

Using the spatula or resanding tool, perimetrically clean the stone from overlapping concrete for better installation. Since the back surface of the stone is dry wet it with water to avoid the absorption of water of the mortar.

FR

En utilisant la spatule ou un outil similaire, nettoyez les côtés de la pierre du surplus du béton pour une meilleure installation. Etant donné que la surface arrière de la pierre est sèche, mouillez-la avec de l'eau pour éviter l'absorption d'eau du mortier.

IT

Utilizzando la spatola o l'attrezzo simile, pulire perimetralmente la pietra da sovrapposizione per una migliore installazione. Siccome la superficie posteriore della pietra è asciutta, bagnatelo con acqua per evitare l'assorbimento dell'acqua dalla malta.

BU

С помощта на шпаклаили подобен инструмент почистете камъка по периметъра от излишното количество бетон – за да по-качествен монтаж. Тъй като повърхността на камъка е суха, намокнете я с вода, за да се избегне попиването на вода от хоросана.

GER

Mit einer Kelle oder ähnlichem Werkzeug befreien Sie den Stein von möglichen Rändern aus Beton oder Unebenheiten. Wenn die hintere Oberfläche des Steins trocken ist, befeuchten Sie diese mit Wasser um die Wasseraufnahme des Klebers durch den Stein zu verhindern.

ES

Use una espátula o herramienta similar para limpiar el perímetro de la piedra de posibles restos de fabricación para obtener una instalación mejor. Como la parte posterior de la piedra está seca, humedézcala para evitar la absorción de agua del mortero.

GRE

Χρησιμοποιώντας σπάτουλα ή παρόμοιο εργαλείο, καθαρίζουμε περιμετρικά την πέτρα από τυχόν περίσσειο τσιμέντο. Δεδομένου ότι η πίσω επιφάνεια της πέτρας είναι ξηρή, βρέξτε την με νερό για να μην απορροφήσει το νερό από το κονίαμα.

AR

استخدام المسطرين أو ما شابه في تنظيف الزوائد الخرسانية العالية بجوانب وجوانب الوحدات الحجرية وذلك لتركيب أفضل ونظرا لأن السطح الخلفي للأحجار جاف فيتم ترطيبه بالماء لتجنب امتصاص الحجر لماء مونة التركيب مما يؤدي إلى انقاص فاعلية الالتصاق.



8

EN

If empty gaps are large, fill them with stones by cutting them to the size needed.

FR

Si les espaces vides sont grands, remplissez-les avec des pierres en les coupant à la mesure requise.

IT

In caso delle vaste lacune, riempitele con pietre tagliate giustamente per lo spazio necessario.

BU

Ако се получат големи празни пространства, запълнете ги с камъни, които срезете до необходимия размер.

GER

Falls Leerstellen zu groß sind, füllen Sie diese mit auf die benötigte Größe geschnittenen Steine.

ES

Si los huecos vacíos son grandes, rellénelos con piedras cortadas al tamaño correcto.

GRE

Εάν στην πορεία της τοποθέτησης δημιουργούνται κενά, γεμίστε τα με πέτρες, κόβοντάς τες στο μέγεθος που χρειάζεται.

AR

في حالة وجود فجوات كبيرة بين الوحدات الحجرية يجب تركيب قطع حجرية مقصوصة بمقاس وتشكل تلك الفجوات.

Installation Instructions - Step by Step Guide



EN
Apply mortar at the back surface of the Stone as much as possible so there is no gap between the stone and the surface.

GER
Verteilen Sie den Kleber auf die Rückseite des Steins um einen Leerraum zwischen Stein und Oberfläche zu verhindern.

FR
Appliquez le mortier autant que possible sur la surface arrière de la pierre afin qu'il n'y ait pas d'espace entre la pierre et la surface.

ES
Aplicar el mortero en la parte posterior de la piedra en la cantidad necesaria para que quede una masa homogénea entre el mortero de la piedra y el de la superficie (sin huecos).

IT
Applicare la quantità necessaria della malta sulla superficie posteriore della pietra in modo che non ci siano lacune fra la pietra e la superficie.

GRE
Απλώνουμε άφθονο κονίαμα στην πίσω επιφάνεια της πέτρας προκειμένου να μη δημιουργείται κενό μεταξύ της πέτρας και της επιφάνειας εγκατάστασης.

BU
Положете хоросан върху гърба на камъка – толкова, че да няма празно място между камъка и повърхността.

AR
تعبئة الأحجار من الخلف قدر المستطاع بالمونة لتجنب وجود أي فراغات بين الحجر وسطح التركيب.



EN
Place the stone by pressing hard to ensure a very good adherence of the mortar in the back surface of the stone.

GER
Befestigen Sie den Stein, indem Sie ihn stark in den Kleber hineindrücken, um eine optimale Haftung zu gewährleisten.

FR
Appliquez la pierre en appuyant fortement pour assurer une très bonne adhérence du mortier sur la surface arrière de la pierre.

ES
Poner la piedra presionando para asegurar una buena adherencia.

IT
Applicare la pietra premendo forte per garantire una buona aderenza della malta nella superficie posteriore della pietra.

GRE
Εφαρμόζουμε την πέτρα πιέζοντας δυνατά για να επιτύχουμε καλή πρόσφυση και αποτελεσματική επικόλληση.

BU
Положете камъка със силно притискане, за да осигурите добро залепване на гърба на камъка към повърхността.

AR
تركيب الوحدات الحجرية بالضغط عليها بقوة للتأكد من إتصاق ظهر الحجر بالمونة جيداً بـ سطح التركيب.



EN
In the installation of stone use a rubber mallet (rubber hammer) in order not to wound the stone.

GER
Während der Befestigung des Steins benutzen Sie einen Gummihammer, um den Stein nicht zu verletzen.

FR
Lors de l'installation de la pierre, utilisez un maillet en caoutchouc (marteau en caoutchouc) pour ne pas l'abîmer.

ES
En la instalación use un martillo de goma para no dañar la piedra.

IT
Durante l'installazione della pietra usare un martello di gomma per non danneggiare la pietra.

GRE
Για την εγκατάσταση της πέτρας χρησιμοποιούμε μια ματσόλα (ή ένα ελαστικό σφυρί) για να μη φθείρουμε την πέτρα.

BU
Когато полагате камъните, използвайте гумен (дървен) чуκ, за да не нараните повърхността на камъка.

AR
تستخدم المطرقة ذات الرأس المطاط لتركيب الحجر تجنباً لحدوث أي خدش لسطح الحجر.

Stone application without joints

- Installation without joint • Verlegung ohne Fuge
- Installation sans joint • Instalación sin Junta
- Installazione senza giunzioni • Τοποθέτηση πέτρας χωρίς στήριξη • Монтаж без фуги • التركيب بدون فواصل



EN
Fill the perimetric channel of the stone with mortar by using the spatula. Remove any excess mortar using a towel.

GER
Füllen Sie die Außenrinne des Steins mit Kleber mit Hilfe ein Spachtel. Entfernen Sie überschüssigen Kleber mit einem Tuch, um einen Kontakt mit der Oberfläche zu vermeiden.

FR
Remplissez le canal périmétrique de la pierre avec du mortier en utilisant la spatule. Retirez tout excès de mortier en utilisant un chiffon propre.

ES
Llene el perímetro de la piedra con mortero usando la espátula. Retire exceso de mortero con un trapo.

IT
Riempire il canale perimetrale della pietra con la malta usando la spatola. Rimuovere eventuali malte in eccesso con un asciugamano.

GRE
Γεμίζουμε περιμετρικά το αυλάκι με κονίαμα γύρω από την πέτρα χρησιμοποιώντας τη σπάτουλα. Αφαιρούμε τυχόν περίσσεια κονιάματος χρησιμοποιώντας ένα πανί.

BU
Напълнете с хоросан прореза по целия периметър на камъка. Използвайте шпакла. Почистете излишното количество хоросан с кърпа.

AR
في هذه الحالة يتم تعبئة المحيط الخارجي لجوانب الوحدات الحجرية بالمونة باستخدام المسطرين مع إزالة أي زوائد للمونة باستخدام المنشفة.

Installation Instructions - Stone application with joints

- Installation with joint • Verlegung mit Fuge
- Installation avec joint • Instalación con junta
- Installazione con giunzioni • Τοποθέτηση πέτρας με στήριξη • Монтаж с фуги • التركيب مع وجود فواصل



EN

Provided that there is a joint, in order to stabilize the stones small spacers can be used where it is needed.

GER

Wenn eine Fuge gebildet werden soll, können kleine Abstandhalter zur Stabilisierung der Steine genutzt werden.

FR

À condition qu'il y ait un joint, de petites entretoises peuvent être utilisées là où c'est nécessaire afin de stabiliser les pierres.

ES

Siempre que haya una unión, para estabilizar las piedras se pueden usar pequeños espaciadores donde se necesite.

IT

In caso ci siano delle giunzioni, per stabilizzare le pietre si possono usare piccoli distanziatori dove è necessario.

GRE

Υπό την προϋπόθεση ότι υπάρχει μια στήριξη για τη σταθεροποίηση των πετρών, μικροί αποστάτες μπορούν να χρησιμοποιηθούν όπου χρειάζεται.

BU

Ако камъните се полагат с фуга, за да бъдат правилно положени камъните, може да използвате малки кръстчета за фуги.

AR

في هذه الحالة يتم ترتيب وتنسيق الحجر مسبقاً بشكل متزن يتناسب وعدم وجود فراغات ... ويمكن استخدام فواصل بلاستيكية صغيرة في حالة الضرورة.



EN

For the installation use a pastry bag or a grouting gun. In both cases effectively cut the end until the desirable width for the joint is achieved.

GER

Für die Anwendung nutzen Sie eine Fugenkitt Kanone oder einen Spritzbeutel. In beiden Fällen schneiden Sie das Endstück bis zur gewünschten Fugenbreite und füllen die Lücken mit Fugenmörtel.

FR

Pour l'installation, utilisez une poche à douille ou un pistolet d'injection de coulis. Dans les deux cas, coupez l'extrémité jusqu'à ce que la largeur souhaitée pour l'assemblage soit atteinte.

ES

Para la instalación, use una manga pastelera o una pistola de lechada. En ambos casos, corte el extremo de la boquilla hasta lograr el ancho deseado para la unión.

IT

Per l'installazione usate un sacchetto di pasticceria o una pistola per stuccare. In entrambi i casi, tagliare efficacemente la fine fino a raggiungere la larghezza desiderata per l'articolazione.

GRE

Για την αρμολόγηση χρησιμοποιούμε την ειδική σακούλα (κορνέ) ή το ειδικό πιστόλι αρμολόγησης. Και στις δύο περιπτώσεις κόβουμε την άκρη τόσο ώστε να επιτύχουμε το πάχος του αρμού που επιθυμούμε.

BU

За полагане на фугиращата смес използвайте сладкарски шприц (торбичка) или пистолет за фугиране. И в двата случая отворът за фугиращата смес трябва да бъде нагоден според необходимата ширина на фугата.

AR

لتعبئة الوجة في الفواصل بين الحجر لابد من استخدام مسدس تزويج أو الأكياس البلاستيكية (المستخدمة في تزيين الطوى) وفي كلا الحالتين يتم قص الطرف بعناية لتناسب حجم الفتحة مع عرض الفواصل.



EN

Lay the mortar with a spatula or special tool.

GER

Verteilen Sie den Fugenmörtel mit eine Fugenspachtel oder ähnlichem Spezialwerkzeug.

FR

Disposez le mortier avec une spatule ou un outil spécial.

ES

Coloque el mortero con una espátula o herramienta similar.

IT

Applicare la malta con una spatola o uno strumento speciale.

GRE

Απλώνουμε το κονίαμα με τη σπάτουλα ή το ειδικό εργαλείο.

BU

Положете хоросана с шпакла или с подходящ инструмент.

AR

يتم فرد التروية باستخدام المعقلة أو أدوات الترويب المتخصصة.



EN

If mortars gets on the surface of the stone before it hardens (after 6 or 1 hour) brush off the mortar with a soft wired brushed or hard plastic, do not use metal.

GER

Bevor das Fugenmaterial hart wird (nach etwa 30 oder 60 Minuten), wird die Fuge mit einer weichen Draht- oder Hartgummibürste- keine metallische- abgekratzt.

FR

Si le mortier reste à la surface de la pierre, avant qu'il ne durcisse (après 1/2 ou 1 heure), brossez-le avec une brosse métallique douce ou en plastique dur.

ES

Si el mortero cae sobre la superficie de la piedra antes de que se endurezca (después de 1/2 o 1 hora), cepille la con un cepillo de plástico. No use metal.

IT

Se la malta rimane sulla superficie prima che si indurisce (dopo 1/2 o 1 ora) rimuoverla con una spazzola morbida o rigida, non usare metallo. non usare metallo.

GRE

Εάν η επιφάνεια της πέτρας λερωθεί με κονίαμα το αφαιρούμε προτού σκληρύνει (δηλαδή ½ με 1 ώρα μετά την τοποθέτηση) με μια μαλακή συρμάτινη βούρτσα ή μια σκληρή πλαστική. Σε καμία περίπτωση δεν χρησιμοποιούμε μεταλλική.

BU

Ако хоросан попадне върху лицевата страна на камъка, преди да се втвърди (30-60 минути след това) изчеткайте хоросана с мека телена четка или с твърда пластмасова четка; не използвайте метален предмет.

AR

في حالة تساقط الروية على سطح الحجر وقبل تطيلها (خلال ساعة أو نصف ساعة) يتم إزالتها باستخدام فرشاة من السلك الناعم أو من البلاستيك القاسي ولا يتم إزالة الروية بالأدوات المعدنية.

Installation Instructions



EN
When installing the joint the creation of vertical joints in parallel lines must be avoided.

GER
Während des Einbaus muss die Bildung vertikaler Fugen in aufeinander folgenden Reihen verhindert werden.

FR
Lors de l'installation d'un joint, la création de joints verticaux dans des lignes parallèles doit être évitée.

ES
Evite las juntas verticales alineadas.

IT
Durante l'installazione delle giunzioni tenete in conto di evitare le giunzioni verticali in linee parallele .

GRE
Η τοποθέτηση των τεμαχίων πρέπει να γίνεται σταυρωτά και η δημιουργία κάθετου αρμού ανάμεσα σε παράλληλες σειρές θα πρέπει να αποφεύγεται.

BU
По време на монтажа редете камъните шахматно – старайте се да не се образува отвесна fuga (място на свързване на камъните) на 2 последователни реда.

AR
يراعى أثناء التركيب عدم استمرارية الفواصل الرأسية بين الحجر ويجب فصلها بتركيب وحدات حجرية أفقية وألا تكون هذه الفواصل الرأسية متقاربة لبعضها البعض.



EN
In case the stone surface dirties from the mortar it is recommended to clean it with a soft wire brush, a little before the mortar "hardens". Do not try to clean when mortar is fresh and do not use metal.

GER
Im Falle einer Verschmutzung der Oberfläche durch Fugenmörtel, empfehlen wir das Abbürsten mit Hilfe einer weichen Drahtbürste, kurz bevor der Fugenmörtel getrocknet ist. Befreien Sie die Steine von Schmutz nicht solange, der Mörtel frisch ist und benutzen Sie kein Metall.

FR
Au cas où la surface de la pierre se salit par le mortier, il est recommandé de la nettoyer avec une brosse métallique douce, avant que le mortier ne durcisse pas. N'essayez pas de nettoyer lorsque le mortier est encore frais et n'utilisez pas une brosse métallique dure.

ES
En caso de que la superficie de la piedra se ensucie de mortero, se recomienda limpiarla con un cepillo de plástico suave, un poco antes de que el mortero se endurezca. No intente limpiar cuando el mortero esté fresco y no use cepillos de metal.

IT
In caso la superficie delle pietre si sporca di malta è raccomandato di pulirlo con una spazzola a filo morbide, poco prima che la malta si indurisca. Non pulire quando la malta è fresca e non usare metallo.

GRE
Σε περίπτωση που κατά την τοποθέτηση η επιφάνεια της πέτρας λερωθεί με κόλλα ή αρμό καθαρίστε την με μαλακή συρμάτινη βούρτσα λίγο πριν σκληρύνει το υλικό. Μην προσπαθήσετε να καθαρίσετε την κόλλα ή τον αρμό όταν είναι ακόμα νωπός και μην χρησιμοποιήσετε μεταλλικά αντικείμενα.

BU
Ако повърхността на камъните се зацапа от хоросана, препоръчваме почистване с мека телена четка – малко преди хоросанът да се втвърди. Не се опитвайте да почиствате докато хоросанът е пресен и не използвайте метален уред.

AR
في حالة اتساخ سطح الحجر بالموتة فينصح بتنظيفه بفرشاة سلك ناعمة قبل وصول الموتة الى تماسكها النهائي ولا ينصح أيضا بإزالة الموتة وهي لا زالت بقوامها اللين مع عدم استخدام المعادن في عملية الازالة.



EN
Clean the stones by using a dry paint brush.

GER
Säubern Sie die Steine mit Hilfe eines Pinsels oder einer weichen Bürste.

FR
Nettoyez les pierres en utilisant un pinceau sec.

ES
Limpie las piedras con una brocha seca.

IT
Pulisci le pietre usando un pennello asciutto.

GRE
Καθαρίζουμε τις πέτρες με στεγνή βούρτσα βαφής.

BU
Почистете положените камъни с чиста четка за боя.

AR
يتم التنظيف النهائي لسطح الحجر باستخدام فرشاة الدهان الجافة.

Mathios Tools

• Required tools for the installation • Benötigte Werkzeuge für die Installation • Outils requis pour l'installation • Herramientas necesarias para la instalación • Strumenti richiesti per l'installazione • Απαιτούμενα εργαλεία για την εγκατάσταση • Необходими инструменти за инсталацията • الأدوات المطلوبة للتثبيت



Hammer



Trowel joint



Circular cutting saw with diamond disc / angle grinder



Square shaped trowel for spreading the glue



Pliers



Application gun for installing the joint mortar



Notch trowel



Goggles



Mask



Metallic brush / Paint brush



Spirit level



Round shaped trowel for spreading mortar



Wheelbarrow / Hoe (mortar preparation)

Disclaimer - Haftungsausschluss - Avis de non-responsabilité - Advertencia**EN**

The product colors and textures shown in this brochure are as accurate as current photography and printing techniques allow. We strongly recommend looking at product samples before ordering. Mathios Refractories S.A. reserves the right to make product improvements without prior notification.

Reproduction of this catalogue and its contents is subject to written permission by Mathios Refractories S.A.

FR

Les couleurs et les textures du produit présentées dans cette brochure sont aussi précises que les techniques actuelles de photographie et d'impression les permettent. Nous vous recommandons fortement de revoir les échantillons de produits avant de les commander. Mathios Refractories S.A. se réserve le droit d'apporter des améliorations au produit sans notification préalable.

La reproduction de ce catalogue et de son contenu sont soumis à l'autorisation écrite de Mathios Refractories S.A.

GER

Sowohl die Farben, als auch die Beschaffenheit der in diesem Katalog abgebildeten Produkte sind so genau abgebildet, wie es die aktuellen technischen Fotografie- und Druckverfahren erlauben. Wir empfehlen dringend, sich die Produktmuster vor dem Kauf anzusehen. Die Firmengesellschaft Mathios Refractories S.A. behält sich das Recht vor, Produktverbesserungen ohne Vorankündigung vorzunehmen.

Nachdruck und Vervielfältigung dieses Kataloges und seiner Inhalte sind nur mit einer schriftlichen Einverständniserklärung der Mathios Refractories S.A. zulässig.

ES

Los colores y las texturas del producto que se muestran en este catálogo son tan precisos como lo permiten la fotografía actual y las técnicas de impresión. Recomendamos mirar las muestras de productos antes de realizar el pedido. MathiosRefractories S.A. se reserva el derecho de realizar productos mejores en los productos sin notificación previa.

La reproducción de este catálogo y su contenido está sujeto a una autorización por escrito de MathiosRefractories S.A.

Disconoscimento - Αποποίηση Ευθυνών - Отказ от претензии - التحفظات**IT**

I colori e le strutture dei prodotti mostrati in questa brochure sono accurati come le attuali fotografie e quanto permesso dalle tecniche di stampa. Si consiglia fermamente di esaminare i campioni del prodotto prima di ordinare. Mathios Refractories S.A. si riserva il diritto di apportare miglioramenti senza preavviso.

La riproduzione di questo catalogo e dei suoi contenuti è soggetta all'autorizzazione scritta di Mathios Refractories S.A.

BU

Цветовете и структурата на продуктите, показани в тази брошура, са максимално близки до това, което фотографията и печатните техники позволяват при отразяване на действителния продукт. Препоръчваме Ви да разгледате мостри от продукта преди да направите поръчка. „МатиосРефракторис“ АД си запазва правото да прави подобрения по продуктите без предварително уведомление.

За възпроизвеждане на каталога и неговото съдържание се изисква писменото одобрение на „МатиосРефракторис“ АД.

GRE

Τα χρώματα και οι υφές των προϊόντων που παρουσιάζονται σε αυτό τον κατάλογο είναι τόσο ακριβείς όσο επιτρέπουν οι τρέχουσες τεχνικές φωτογραφίας και εκτύπωσης. Συνιστούμε ανεπιφύλακτα να εξετάζετε δείγματα προϊόντων πριν από την παραγγελία. Η Μαθιός Πυρίμαχα Α.Ε. διατηρεί το δικαίωμα να προβεί σε βελτιώσεις προϊόντων χωρίς προηγούμενη ειδοποίηση.

Η αναπαραγωγή αυτού του καταλόγου και του περιεχομένου του υπόκειται στην έγγραφη άδεια της Μαθιός Πυρίμαχα Α.Ε.





AR

تأثير اللون وملمس الحجر في هذا الكatalog يخضع لمخرجات وطرق الإظهار لآلات التصوير والطباعة المتاحة ... لذا ننصح بضرورة رؤية عينة الحجر على الطبيعة للتأكد أنه يتوافق مع اختياركم.




نؤكد أن شركة ماثيوس تتحرى الأملح للوصول إلى منتج أفضل دون أي ملاحظات.

نسخ وطباعة هذا الكatalog ومحتوياته يخضع لإذن كتابي من شركة ماثيوس.


Why Mathios Stone

<p>Applicable on Internal & External spaces</p> 	<p>Resistant to: Extreme temperatures from -30 to +50 degrees Celsius, Frost, UV, Different humidity levels, Water</p>		<p>Precut pieces in assorted sizes. No need for shaping</p>
<p>50% lighter than natural stone</p>	<p>Easy installation</p>	<p>An extensive selection: >150 colors and textures combinations. Additional colors & textures on demand</p>	<p>30 years warranty</p>
<p>It comes with corners and accessories</p> 	<p>Easily produced in large quantities</p>	<p>Quality secured with official worldwide known Certifications</p>	<p>Personal Relationship Manager for Each Distributor</p>
<p>After Sales Service</p>	<p>Eco-friendly Manufactured by a healthy and sustainable company</p>	<p>Installation flexibility: applicable on all surfaces, even glass</p> 	<p>Transferred in boxes of approx. 25kg</p>


Marketing Materials & support

Mathios Stone Sample Box Large




Mathios Stone Sample Box Small




Mathios Stone Internal Stand



Mathios Stone Catalogue



Mathios Stone Posters A1 / A3



only nature can copy us

www.mathios.com

Certifications - Warranty

CERTIFICATE / CERTIFIKAT / ΠΙΣΤΟΠΟΙΗΤΙΚΟ / CERTIFICATA / CERTIFICAT



CERTIFICATE

**Management System as per
EN ISO 9001 : 2015**

In accordance with TÜV AUSTRIA procedures, it is hereby certified that



**MATHIOS
REFRACTORIES S.A.**

MATHIOS REFRACTORIES S.A.
 Headquarters: 5, Epidavrou Str., GR-182 33 AG. IOANNIS RENTIS, ATHENS, GREECE
 Factory 1: 16th Km. O.N.R. Chalkida – Athens, GR-341 00 AVLIDA, CHALKIDA, GREECE
 Factory 2 – Mathios AD: 9, Nikola Malashevski Str., 2600 DUPNICA, BULGARIA

Applies a Quality Management System in line with the above Standard for the following Scope

**RESEARCH, DEVELOPMENT, PRODUCTION AND TRADING OF
REFRACTORY, ANTI-ACID, INSULATING, BUILDING CHEMISTRY
CONSTRUCTION MATERIALS AND PRODUCTION OF STONE VENEERS,
REFRACTORY, ANTI-ACID AND BUILDING CONSTRUCTIONS.**

Certificate Registration No.: 011610005343

Valid until: 2021-09-15
Initial certification: 2010-08-02


 Maralena Agriopoulou
 Deputy General Manager
 Certification Body
 at TÜV AUSTRIA

Athens, 2018-10-02


This certification was conducted in accordance with TÜV AUSTRIA auditing and certification procedures and is subject to regular surveillance audits.

TÜV AUSTRIA HELLAS
429, Mesogeion Ave,
GR-153 43 Athens, Greece
www.tuv.austriahellas.gr








TÜV AUSTRIA
GROUP



30 YEAR LIMITED warranty

Mathios Refractories S.A. warrants that for a period of 30 years from the date of the original purchase, its products will be free from defects in material and workmanship, provided that they are used on structures conforming to the regulations being locally in force and that they are assembled into structures in conformity with the Mathios Refractories instructions. Mathios Refractories will free of charge, repair or, as the case may be, supply of new products to replace the defective. This warranty is limited to the said repair or supply of new products to replace the defective ones and does not cover any costs, whatsoever, incurred in relation with the assembly of the products into structures, like indicatively labor costs incurred in removal and replacement of defective products. This warranty does not as well cover damage caused by the structure itself or the construction or eventual repair of the building or the other wall movement, contact with chemicals or paint, discoloration due to airborne contaminants, staining or oxidation or foot traffic.






Mathios Refractories is only liable to the original purchase. This warranty can not be transferred to any subsequent owner.

This written warranty represents the entire warranty agreement between Mathios Refractories and you. This warranty may not be altered in any way other in writing by an officer of Mathios Refractories duly therofore authorized.

**MATHIOS
REFRACTORIES S.A.**

5, Epidavrou str., 182 33 Rentis,
Athens, Greece
Tel: +30 210 4811102
Fax: +30 210 49 03 948
www.mathios.com
e mail: export@mathios.gr
mathios@mathios.gr





S
C
C
S
C
S
C
S
C
S



MATHIOS
ΠΥΡΙΜΑΧΑ Α.Ε.

Επιδαύρου 5, 182 33 Αγ.Ι.Ρέντης
T +30 210 49 13 502
F +30 210 49 03 949
E mathios@mathios.com
www.mathios.com



MATHIOS
REFRACTORIES S.A.

5 Epidavrou Str., 182 33
Athens, Greece
T +30 210 42 57 370
F +30 210 42 57 377
E export@mathios.com
www.mathios.com



MATHIOS GmbH

Harpener Feld 11,
44805 Bochum, Deutschland,
T +49 234 61 03 925-926
F +49 234 61 03 927
E info@mathios-gmbh.de
www.mathios.de



MATHIOS A.D.

Nikola Malasevski 9
2600 Dupnica, Bulgaria
T +359 878186555
Sofia showroom:
36 Okuluversten Pat
Perl Park Mall Sofia, Bulgaria
T +359 701 40094
F +359 701 40094
E mathiosad@mathios.com
www.mathios.com



MATHIOS
FRANCE CONTACT NUMBER

France contact number
T + 30 6936 98 81 93
E export@mathios.com
www.mathios.com

Distributor:

Stay up to date with our
latest products and design
ideas by downloading
Mathios Stone mobile app.



Scan and Get Started